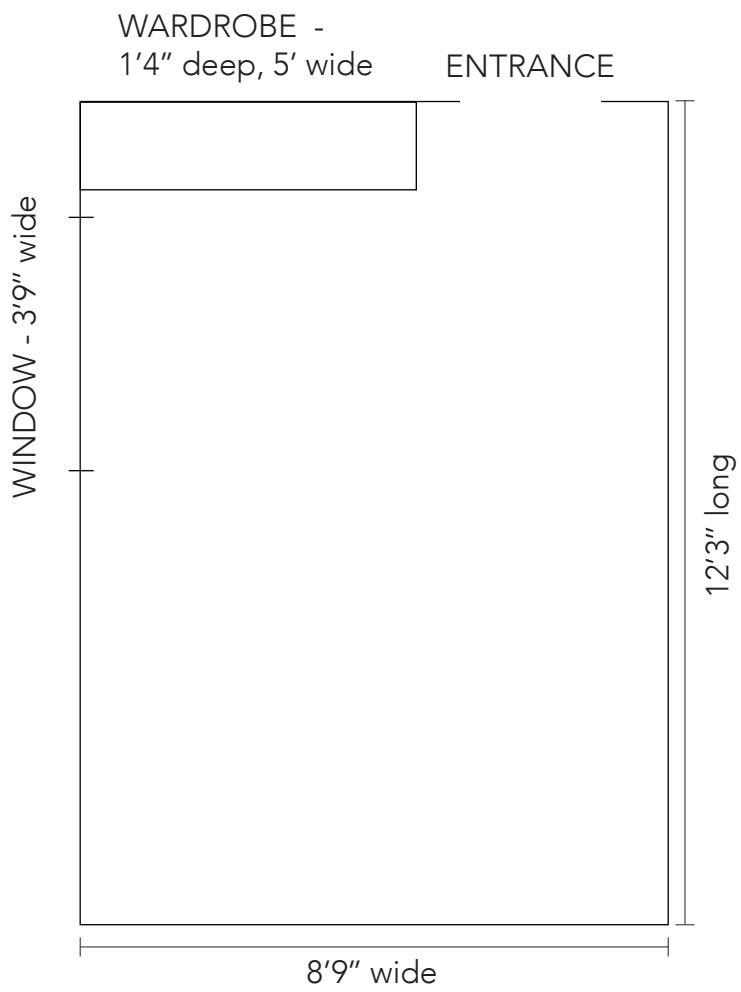


PEABODY RESIDENCE HALL


ROOM DIMENSIONS




SINGLE



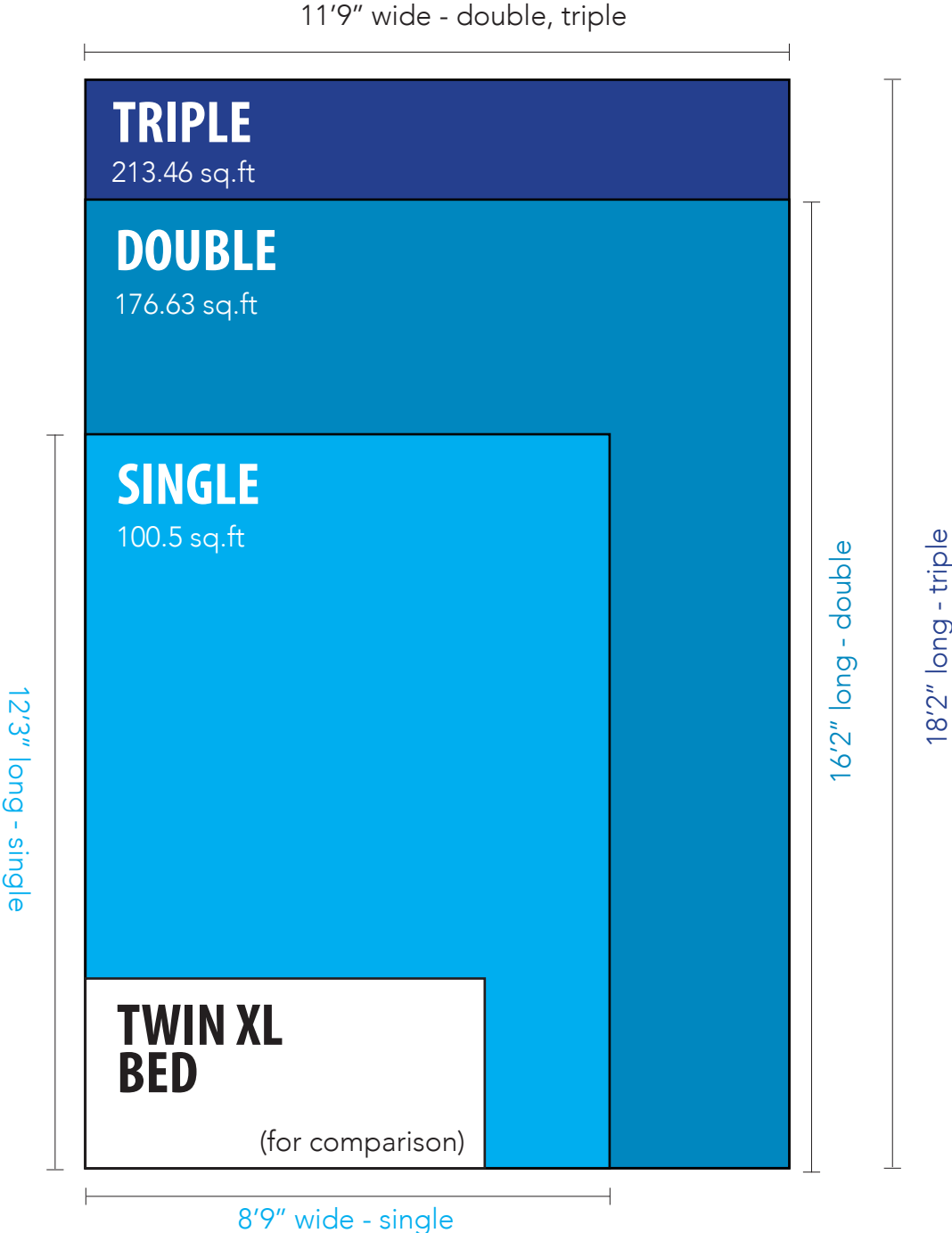
DOUBLE



TRIPLE



SCALE COMPARISON



SPEC SHEET

single

Furniture:

1 Twin XL (3'2" x 6'8")
1 Desk
1 Dresser

Dimensions:

Width: 8'9"
Length: 12'3" ft.
Square Footage*: 100.5 sq ft

Wardrobe details:

Height: 6'3"
Depth: 1'4"
Width: 5'

double

Furniture:

2 Twin XLs
2 Desks
2 Dressers

Dimensions:

Width: 11'9"
Length: 16'2" ft.
Square Footage: 176.63 sq ft

Wardrobe details:

Height: 6'3"
Depth: 2'
Width: 3'4"

triple

Furniture:

3 Twin XLs (2 bunked)
3 Desks
3 Dressers

Dimensions:

Width: 11'9"
Length: 18'2" ft.
Square Footage: 213.46 sq ft

Wardrobe details:

Height: 6'10"
Depth: 3'9"
Width: 5'6"

*Square footage is calculated by multiplying width by length and subtracting wardrobe space. It does not apply to the triple, since the walk-in closet does not impact floor space.